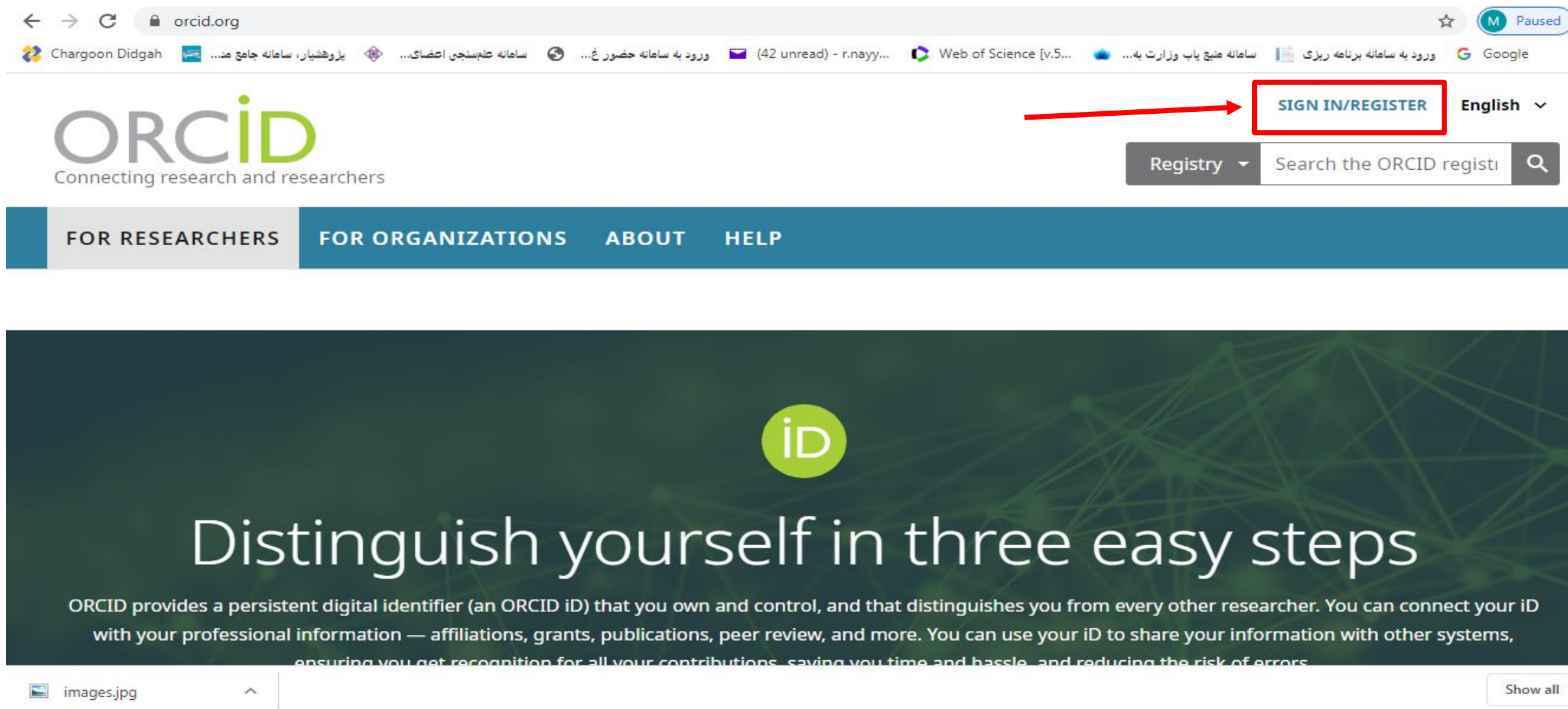




**راهنمای ثبت شناسه ORCID برای**

**نویسندگان**

# https://orcid.org/



The image shows a browser window displaying the ORCID website. The address bar shows "orcid.org". The page features the ORCID logo and the tagline "Connecting research and researchers". A red box highlights the "SIGN IN/REGISTER" button, with a red arrow pointing to it. Below the logo, there is a navigation bar with links for "FOR RESEARCHERS", "FOR ORGANIZATIONS", "ABOUT", and "HELP". The main content area has a dark background with a green "iD" logo and the text "Distinguish yourself in three easy steps". Below this, a paragraph explains that ORCID provides a persistent digital identifier (an ORCID iD) that distinguishes researchers and allows them to share their professional information.

ORCID  
Connecting research and researchers

[SIGN IN/REGISTER](#) English

Registry Search the ORCID registry

FOR RESEARCHERS FOR ORGANIZATIONS ABOUT HELP

iD

## Distinguish yourself in three easy steps

ORCID provides a persistent digital identifier (an ORCID iD) that you own and control, and that distinguishes you from every other researcher. You can connect your iD with your professional information — affiliations, grants, publications, peer review, and more. You can use your iD to share your information with other systems, ensuring you get recognition for all your contributions, saving you time and hassle, and reducing the risk of errors.

images.jpg Show all



## Sign in

Email or 16-digit ORCID iD

example@email.com or 0000-0001-2345-6789

Password

**SIGN IN**

[Forgot your password or ORCID ID?](#)


Don't have an ORCID iD yet? [Register now](#)

برای ثبت نام کلیک نمایید



or

 **Access through your institution**

 **Sign in with Google**

# ثبت کد ORCID در سه گام صورت می پذیرد:

1

Personal data

2

Security and notifications

3

Visibility and terms

## Create your ORCID iD

This is step 1 of 3

Per ORCID's [terms of use](#), you may only register for an ORCID iD for yourself. Already have an ORCID iD? [Sign In](#)

First name



Last name (Optional)

Primary email



## Create your ORCID iD

This is step 1 of 3

Per ORCID's **terms of use**, you may only register for an ORCID iD for yourself. Already have an ORCID iD? [Sign In](#)

First name

نام



Last name (Optional)

نام خانوادگی

Primary email

ایمیل

Confirm primary email

تکرار ایمیل



Personal data



Security and notifications



Visibility and terms

## Create your ORCID iD

This is step 2 of 3

Password



- 8 or more characters
- 1 letter or symbol
- 1 number

Confirm password

Notification settings

رمز خود را که ترکیبی از  
حروف و اعداد و  
symbol






## Create your ORCID iD

This is step 3 of 3

### Visibility settings

Your ORCID iD connects with your ORCID record that can contain links to your research activities, affiliations, awards, other versions of your name, and more. You control this content and who can see it.

By default, what visibility should be given to new items added to your ORCID Record?

-  **Everyone** (87% of users choose this)
-  **Trusted Organizations** (5% of users choose this)
-  **Only me** (8% of users choose this)

[More information on visibility settings](#)

[Terms of Use](#)

حتما انتخاب شود





## Authorize access




You are currently signed in as:

<https://orcid.org/0000-0001-6454>

[SIGN OUT](#)

Scopus - Elsevier ⓘ

has asked for the following access to your ORCID record:

-  Add/update other information about you (country, keywords, etc.)
-  Add/update your research activities (works, affiliations, etc)
-  Read your information with visibility set to Trusted Organizations

[Authorize access](#)

**بعد از اینکه شناسه ارکید خود را دریافت کردید لطفا به ایمیل علم سنجی ارسال نمایید**

**ایمیل علم سنجی دانشگاه علوم پزشکی قم: [sci@muq.ac.ir](mailto:sci@muq.ac.ir)**

**کارشناس واحد علم سنجی: سرکار خانم گروهی**